

" MOSQUITO " MOD



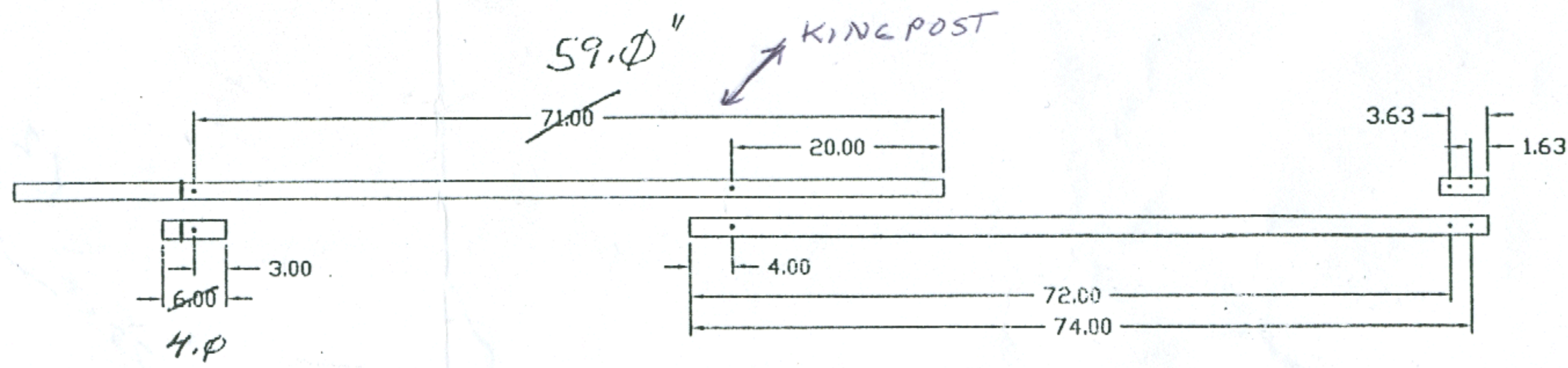
Falcon 195 Frame Plans

Page XI


Falcon Assembly Diagrams • October, 1996

195-41"  
225 55"

NEED 47"



| ID | DESCRIPTION                | MATERIAL                   | IN     |
|----|----------------------------|----------------------------|--------|
| 11 | CROSSBAR                   | SEAMLESS 7075-T6 Ø62*0.9mm | 122.50 |
| 10 | CROSSBAR REIN              | SEAMLESS 7075-T6 Ø60*0.9mm | 2.00   |
| 9  | CROSSBAR REIN              | SEAMLESS 7075-T6 Ø60*0.9mm | 2.00   |
| 8  | KEEL FRONT                 | SEAMLESS 7075-T6 Ø52*0.9mm | 75.63  |
| 7  | KEEL FRONT REIN            | SEAMLESS 7075-T6 Ø50*0.9mm | 4.63   |
| 6  | KEEL REAR                  | SEAMLESS 7075-T6 Ø50*0.9mm | 80.00  |
| 5  | KEEL REAR SLEEVE           | SEAMLESS 7075-T6 Ø52*0.9mm | 6.00   |
| 4  | LEADING EDGE FRONT         | SEAMLESS 7075-T6 Ø50*0.9mm | 149.00 |
| 3  | LEADING EDGE FRONT REIN    | SEAMLESS 7075-T6 Ø52*0.9mm | 4.00   |
| 2  | LEADING EDGE CENTER SLEEVE | SEAMLESS 7075-T6 Ø52*0.9mm | 32.00  |
| 1  | LEADING EDGE REAR          | SEAMLESS 7075-T6 Ø50*0.9mm | 80.25  |



47" FROM HANG POINT

**WILLS WING**  
500 BLUERIDGE AVE • ORANGE • CA • 92665 • PH/FAX (714) 998-6359 / 998-0647

| TITLE: Falcon 195 |                         |                    |                          |                       |              | T.U.S. .X ± .1<br>.XX ± .05<br>.XXX ± .01<br>.XXXX ± .005<br>ANGLES ± 1/2° |  |
|-------------------|-------------------------|--------------------|--------------------------|-----------------------|--------------|--|--|
| PART NO:<br>NA    | DWG ID:<br>F_FALCON.DWG | DOCUMENT ID:<br>NA | APPROVED:<br>05-30-95 sp | DRAWN:<br>05-30-95 sp | SCALE:<br>NA |  |  |